

Figure 1: The visual evaluation of Group 1 (gargoyle, buddha and bimba). CR represents the compression ratio of depth images.

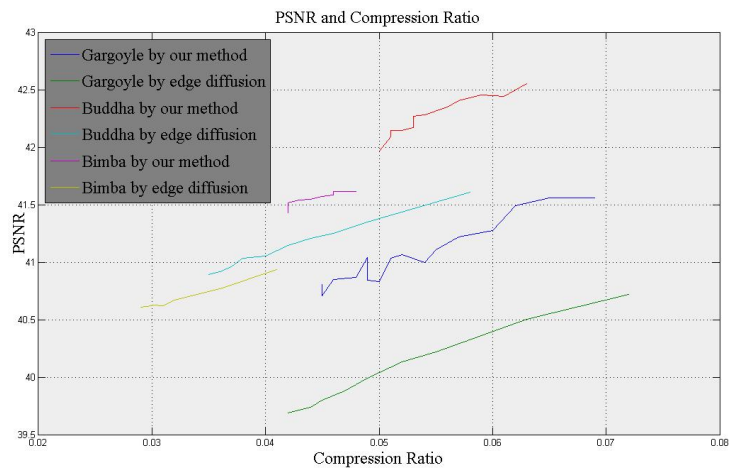


Figure 2: PSNR and compression ratio for Group 1.




Figure 3: The visual evaluation of Group 2 (Igea, Angel and Teeth). CR represents the compression ratio of depth images.

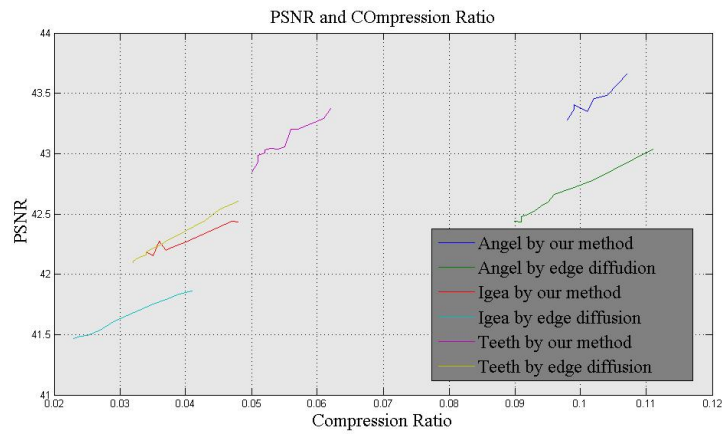


Figure 4: PSNR and compression ratio for Group 2.