

## Additional material: An automatic approach for the classification of ancient clay statuettes based on heads features recognition

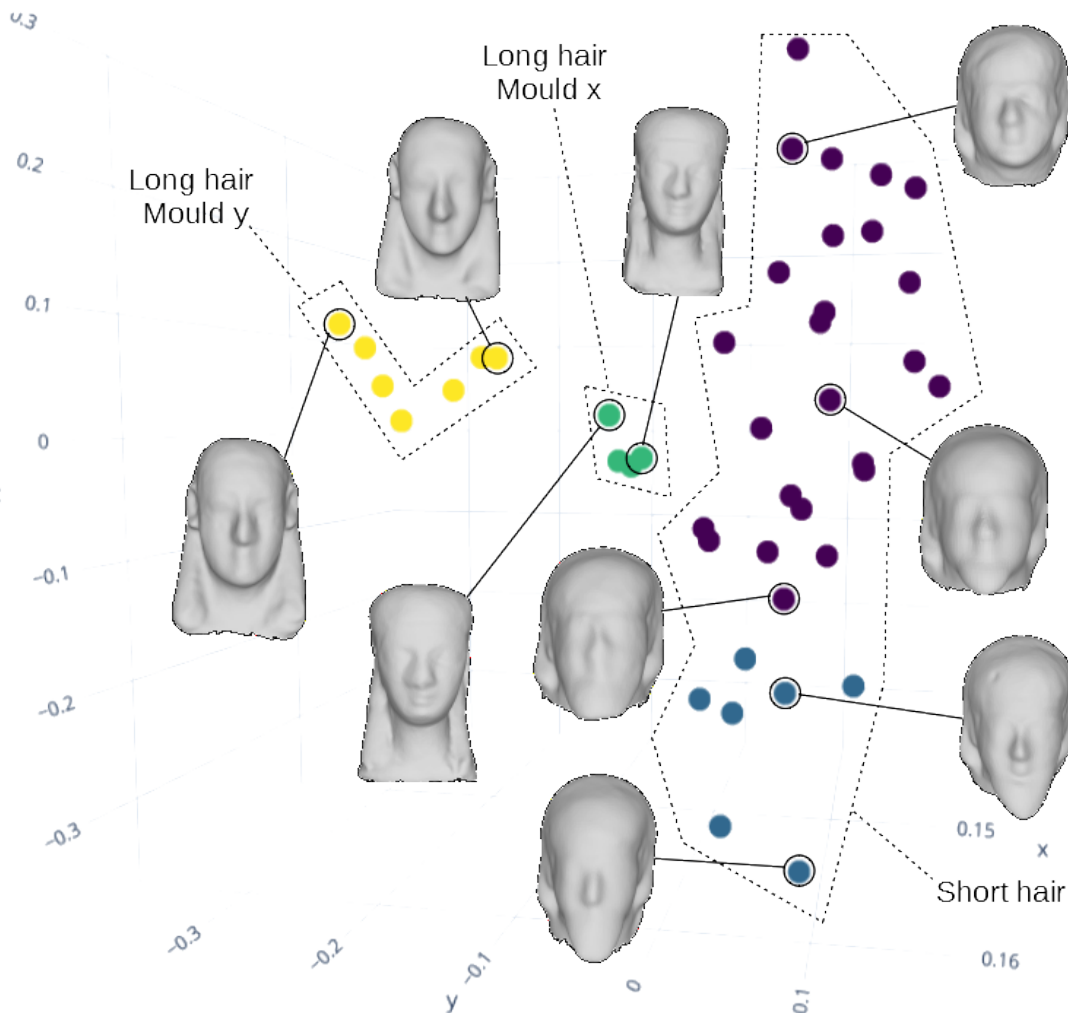
A. Scalas<sup>1,2</sup>, V. Vassallo<sup>3,4</sup>, M. Mortara<sup>1</sup>, M. Spagnuolo<sup>1</sup> and S. Hermon<sup>3</sup>

<sup>1</sup>Institute of Applied Mathematics and Information Technologies 'Enrico Magenes' – National Research Council (CNR-IMATI), Italy

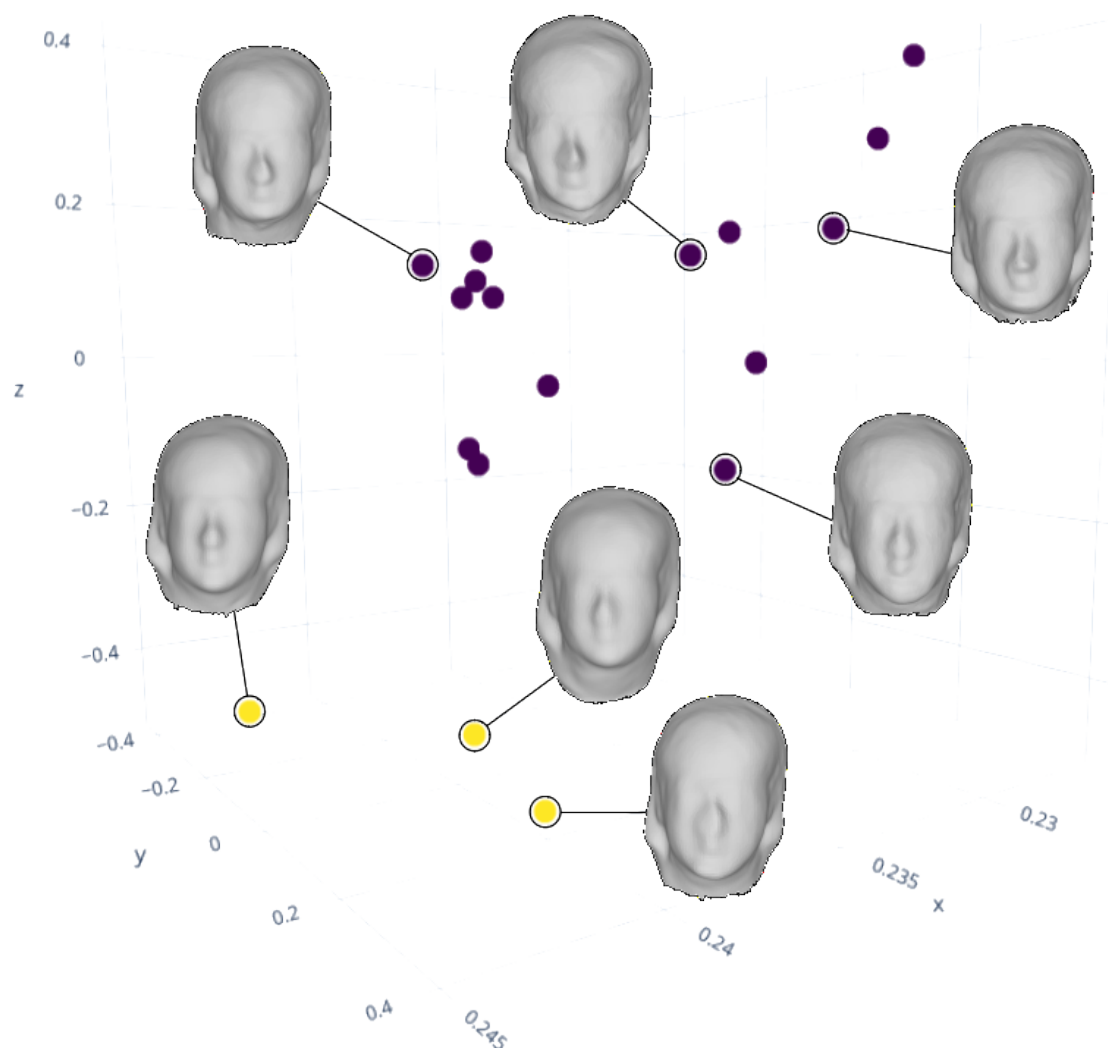
<sup>2</sup>Department of Computer Science, Bioengineering, Robotics and Systems Engineering – University of Genova, Italy

<sup>3</sup>Science and Technology for Archaeology Research Center – The Cyprus Institute, Cyprus

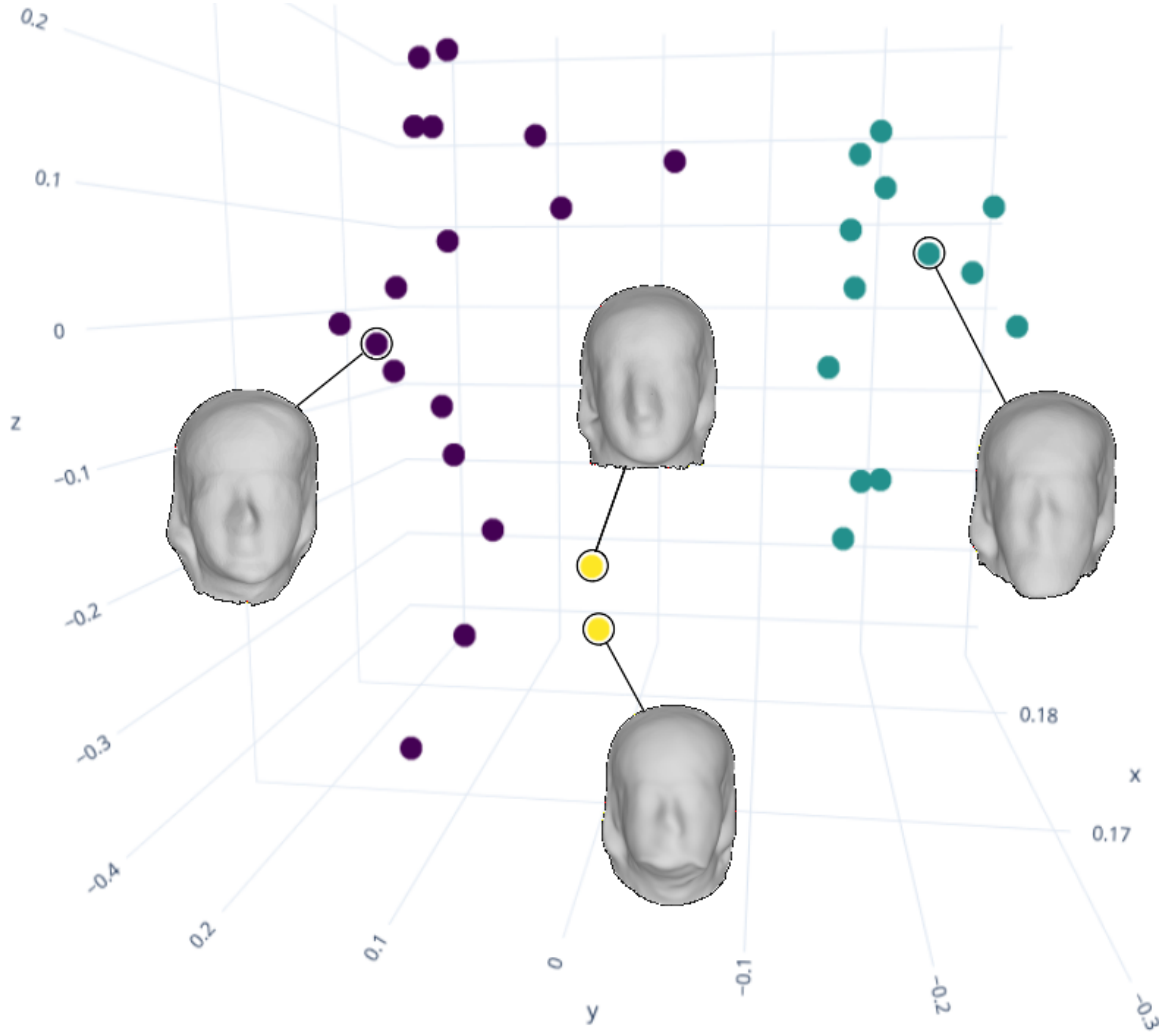
<sup>4</sup>Department of Archaeology and Ancient History – Lund University, Sweden



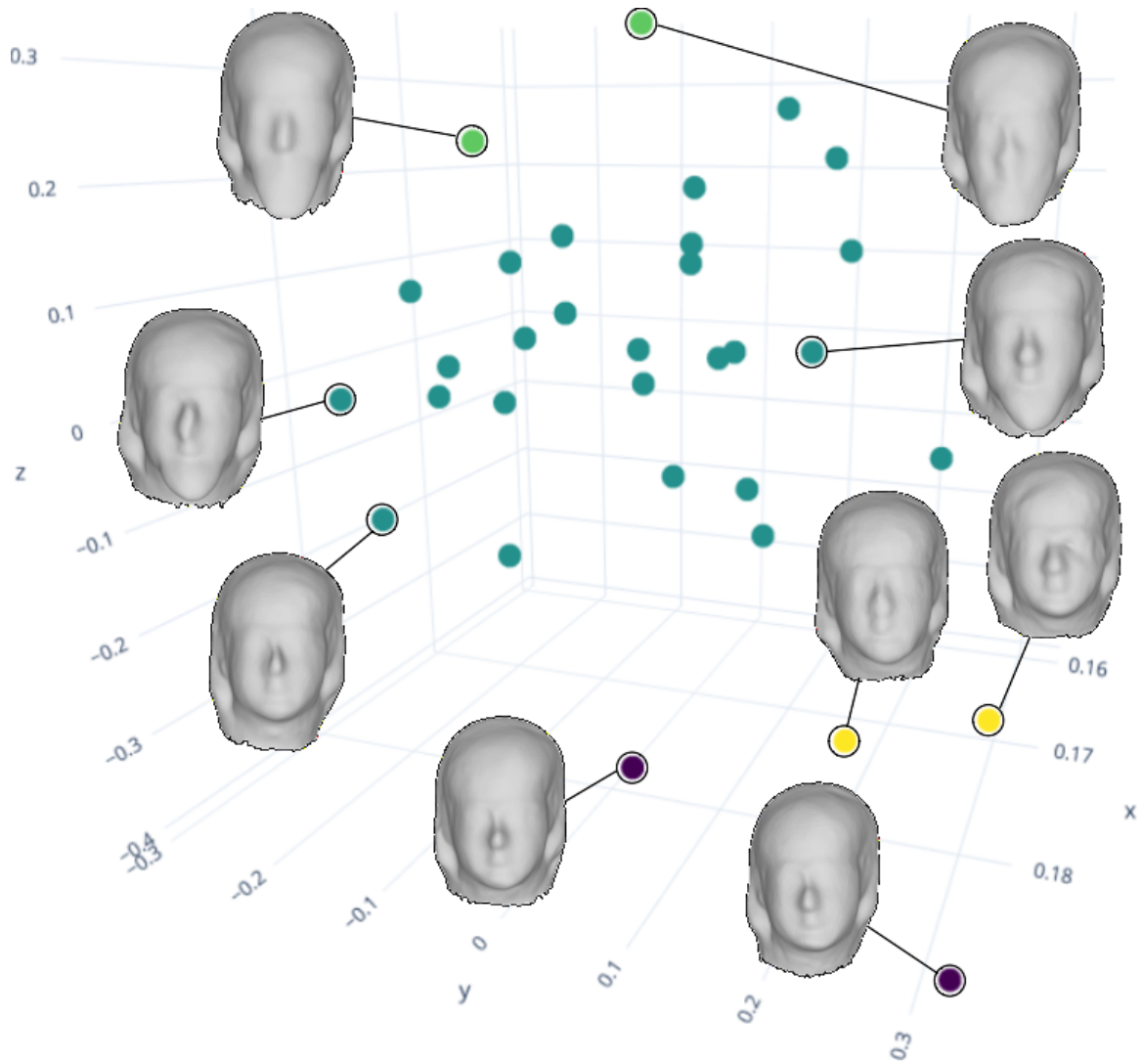
**Figure 1:** Results of the clustering on the subset of moulded faces, with the knn- $\epsilon$  threshold ( $k = 9$ ). As can be seen, the clustering highlights the two distinct sub-classes of the "long hair" faces (yellow and green clusters) that we associated to two different moulds, named  $x$  and  $y$ . The "short hair" class is further divided into two sub-classes, but the separation is not very pronounced. For this reason, we analysed this class in more detail in the other experiments.



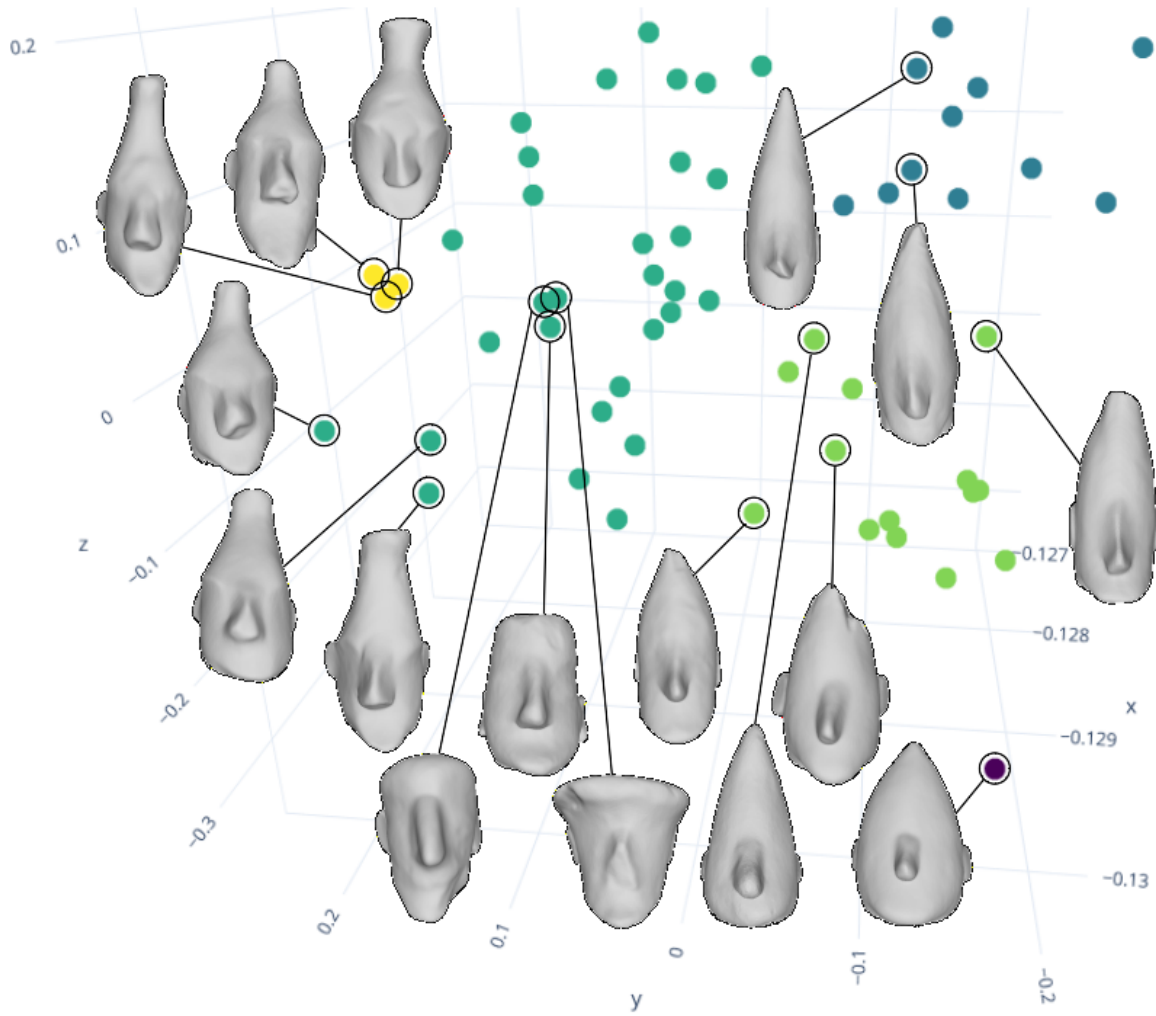
**Figure 2:** Results of the analysis on the subset of "short hair" faces that do not have a beard, with the  $knn-\epsilon$  threshold ( $k = 9$ ). Even if DBSCAN divides them into two classes, only a further quantitative comparison among the faces could clarify if these deviations, rather than indicating different moulds, could be due to mould degradation, different pressure on the clay, or degradation of the artefacts.



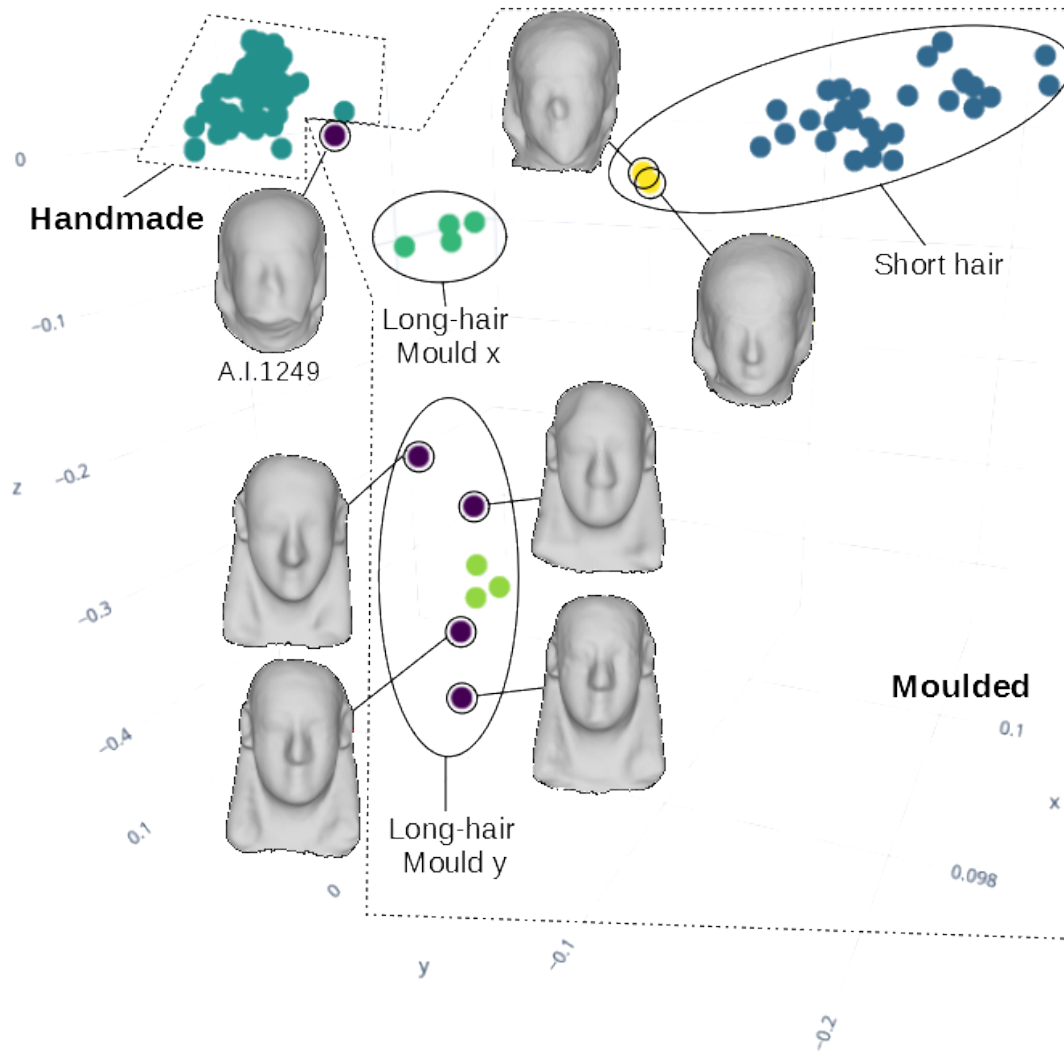
**Figure 3:** Results of the analysis of the subset of "short hair" faces after removing the beard from the faces that have it, with the  $knn-\epsilon$  threshold ( $k = 9$ ). As can be seen, the clustering more or less correctly identify bearded from non-bearded faces, with the sole exception of the two faces in the yellow class. The reduction of the analysed surface given by the beards removal can, however, force the cropped faces to be classified into a new group, so we removed the corresponding part (i.e., the chin) from the faces that do not have a beard to see if the results are nearly similar.



**Figure 4:** Results of the analysis of the subset of "short hair" faces after removing the beard from the faces that have it and the chin from the remaining ones, with the knn- $\epsilon$  threshold ( $k = 9$ ). As can be seen, the results of the third experiment do not show definite subdivisions in further classes. The two small clusters can be a result of the confusion possibly introduced by the erosion and/or by different pressure on the material during the production.



**Figure 5:** Results of the analysis of the handmade heads, with the  $knn-\epsilon$  threshold ( $k = 10$ ). As can be seen, the classification of these heads is not precise: indeed, many pretty similar heads have been clustered in different clusters, while vice-versa many very different heads are classified in the same way.



**Figure 6:** Results of the analysis on the whole dataset. The subdivision between handmade and moulded is very well defined, except for the outlier identified as A.I.1249. This difference is probably because the statuette once had an attached beard, now missing, and its traces muddle the clustering algorithm. In the subset of the moulded heads, the sub-classes -"short hair" (aegean and yellow) and "long hair" (lime and parakeet) can be identified. Two possible moulds, x and y, can be further distinguished within the "long hair" heads group. It worth to note that within the group of statuettes created with the hypothetical mould y, a further subdivision is visible (the lime dots represent the heads hypothetically produced with the mould y, while other points, here demarked as outliers - violet - were part of the same group in the previous experiment - see Figure 1). In the future we will analyse these artefacts to check if any differences is present.