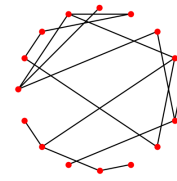
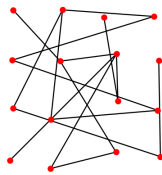


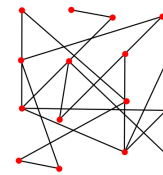
Not Connected, Circular Layout



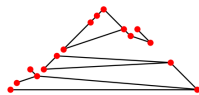
Connected, Circular Layout



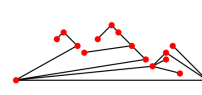
Not Connected, Grid Layout



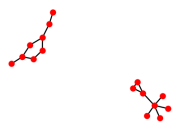
Connected, Grid Layout



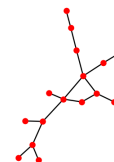
Not Connected, Planar Layout



Connected, Planar Layout

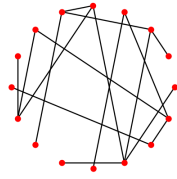


Not Connected, Spring Layout

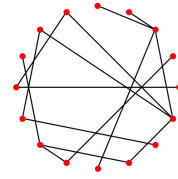


Connected, Spring Layout

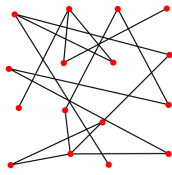
Figure 1: Exemplar stimuli of target and non-target graphs for all four layouts for the Connectivity task.



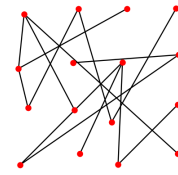
Not Tree, Circular Layout



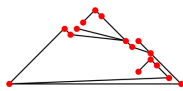
Tree, Circular Layout



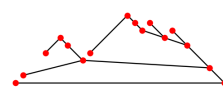
Not Tree, Grid Layout



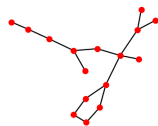
Tree, Grid Layout



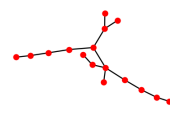
Not Tree, Planar Layout



Tree, Planar Layout

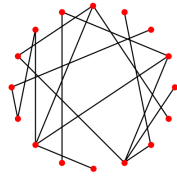


Not Tree, Spring Layout

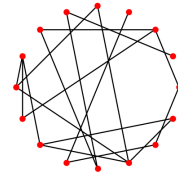


Tree, Spring Layout

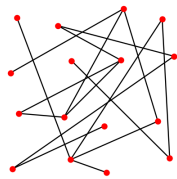
Figure 2: Exemplar stimuli of target and non-target graphs for all four layouts for the Tree task.



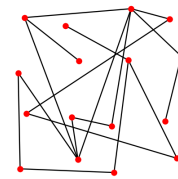
Low Density, Circular Layout



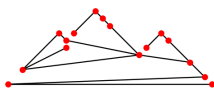
High Density, Circular Layout



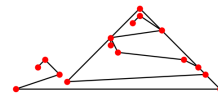
Low Density, Grid Layout



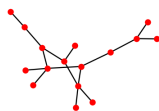
High Density, Grid Layout



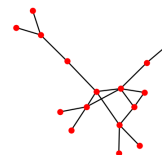
Low Density, Planar Layout



High Density, Planar Layout



Low Density, Spring Layout



High Density, Spring Layout

Figure 3: Exemplar stimuli of target and non-target graphs for all four layouts for the Density task.