

Conformal Alpha Shapes

Frederic Cazals¹ Joachim Giesen^{2†} Mark Pauly² Afra Zomorodian^{3‡}

¹ INRIA, BP93, 06902 Sophia Antipolis, France

² Department of Computer Science, ETH Zurich, CH-8092 Zurich, Switzerland

³ Department of Computer Science, Stanford University, Stanford CA 94305, USA

Abstract

We define a new filtration of the Delaunay triangulation of a finite set of points in \mathbb{R}^d , similar to the alpha shape filtration. The new filtration is parameterized by a local scale parameter instead of the global scale parameter in alpha shapes. Since our approach shares many properties with the alpha shape filtration and the local scale parameter conforms to the local geometry we call it conformal alpha shape filtration. The local scale parameter is motivated from applications and previous algorithms in surface reconstruction. We show how conformal alpha shapes can be used for surface reconstruction of non-uniformly sampled surfaces, which is not possible with alpha shapes.

Categories and Subject Descriptors (according to ACM CCS): I.3.5 [Computer Graphics]: Curve, surface, solid, and object representations

1. Introduction

The method of *alpha shapes* was originally motivated for the study of points in the plane [EKS83]. This method was later generalized to higher dimensions and weighted points [EM94]. Alpha shapes define a family of simplicial complexes parameterized by $\alpha \in \mathbb{R}$. These α -complexes have vertices in the point set and simplices from the points' Delaunay triangulation. Consequently, alpha complexes are efficiently computable. The family implies a *filtration*, a partial ordering of the simplices of the Delaunay triangulation, that may be used for multi-scale topological analysis of the point cloud. It is this rich structure that makes alpha shapes popular in many applications ranging from bio-geometric modeling [EFL98], where atoms are modeled as weighted points, to surface reconstruction, where the surface of some solid is sampled.

Alpha shapes have influenced the development of provable surface reconstruction algorithms in computational geometry. By “provable”, we mean geometric and topological

guarantees that are based on assumptions on the sampling. We distinguish two major lines of Delaunay-based surface reconstruction algorithms. The first line considers *filtering* the Delaunay triangulation of a point cloud. Alpha shapes is one such filter as each α -complex specifies a subset of the simplices. Beginning with the seminal work of Amenta and Bern, there have been a flurry of such algorithms proposed, the most significant of which are the *Crust* and the *Cocone* algorithms [AB99, ACDL00]. The second line of research takes the fundamentally different approach of examining the critical points of a discrete or continuous flow based on the Delaunay complex [Ede04, GJ03]. These critical points are related to the critical α -complex simplices: the simplices at which the complex undergoes a topological change.

Although alpha shapes have inspired fruitful research on surface reconstruction, the method's utility is limited. First, alpha shapes define a family of complexes, but it is not clear which α -complex is suitable for reconstruction. Second, the chosen α fixes a global scale, so the method can be successful only for uniform sampling. The algorithms that have been successful in practice all use local filters to cope with non-uniform sampling.

In this paper, we introduce *conformal alpha shapes* which use a local scale parameter $\hat{\alpha}$ instead of the global scale pa-

[†] Partially supported by the Swiss National Science Foundation under the project “Non-linear manifold learning”.

[‡] Partially supported by DARPA under grant 32905.

parameter α . We show that conformal alpha shapes share many properties with ordinary alpha shapes, but have additional properties that are useful for surface reconstruction. In the rest of the paper, we study the geometric and topological consequences of localizing the scale parameter within the framework of surface reconstruction. We begin by defining conformal alpha shapes in Section 2. In Section 3, we describe the geometric consequences of utilizing conformal alpha shapes. In Section 4, we consider the topological repercussions.

2. Conformal Alpha Shapes

In this section, we begin by briefly describing the background necessary for our work, including the definition of alpha complexes as a family of subcomplexes of the Delaunay triangulation. We then introduce conformal alpha shapes and prove that it also provides a family of subcomplexes as the prior method.

2.1. Preliminaries

A point set $P \subset \mathbb{R}^d$ is in *general position* if there are no $k \leq d+1$ points on a common $(k-2)$ -flat or $k \leq d+2$ points on a common $(k-3)$ -sphere. In the following, we always assume general position as this assumption simplifies the exposition and is justified in practice [Ede01]. A k -simplex σ is the convex hull of $k+1$ points $S \subseteq P$. A simplex τ defined by $T \subseteq S$ is a *face* of σ and σ is a *co-face* of τ . A *simplicial complex* K is a finite set of simplices that meet along faces, all of which are in K . A *filtration* of a complex K is a nested subsequence of complexes $\emptyset = K^0 \subseteq K^1 \subseteq \dots \subseteq K^m = K$.

The *Voronoi diagram* $V(P)$ of P is a cell decomposition of \mathbb{R}^d into convex polyhedra. Every *Voronoi cell* V_p corresponds to exactly one sample point $p \in P$ and contains all points of \mathbb{R}^d closest to p . That is,

$$V_p = \{x \in \mathbb{R}^d \mid \|x - p\| \leq \|x - q\|, \forall q \in P\}.$$

Closed facets shared by $d - k + 1$ Voronoi cells are called *Voronoi k -facets*.

The *Delaunay triangulation* $D(P)$ of P is the dual of the Voronoi diagram. Whenever a collection V_{p_1}, \dots, V_{p_k} of Voronoi cells have a non-empty intersection, the simplex defined on the corresponding points p_1, \dots, p_k is in $D(P)$. The Delaunay triangulation is a simplicial complex that decomposes the convex hull of the points in P . In the rest of the paper, all simplices will be Delaunay. At times, we will restate this to remind the reader.

2.2. Alpha Shapes

For a given value of $\alpha \in [0, \infty)$, *alpha balls* are balls of radius α around the points in P . The corresponding *alpha complex* of P is the Delaunay triangulation of P restricted to the alpha balls. A simplex belongs to the alpha complex if the

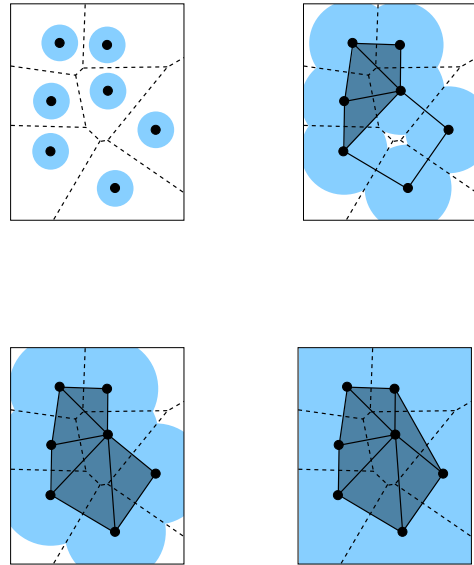


Figure 1: Alpha shapes for growing values of α .

Voronoi cells of its vertices have a common non-empty intersection with the set of alpha balls. Note that at $\alpha = 0$, the alpha complex consists just of the set P , and for sufficiently large α , the alpha complex is the Delaunay triangulation $D(P)$ of P . For any simplex $\sigma \in D(P)$, let $\alpha(\sigma)$ be the α value at which σ appears for the first time in the alpha complex. The alpha shape filtration is the sequence of alpha complexes obtained from growing α from zero to infinity. We show a few complexes from the alpha shape filtration for a small set of points in Figure 1.

2.3. Definition

For $p \in P$, let $D_p \subseteq D(P)$ denote the simplices incident on p . The alpha values determine a partial ordering on D_p , one which we make into a total ordering by sorting according to dimension and breaking the remaining ties arbitrarily. We may then view D_p as a sequence of simplices with non-decreasing alpha values $\alpha_p^1 \leq \dots \leq \alpha_p^n$. Note that $\alpha_p^1 = 0$ since the first simplex in D_p is the point p which appears at $\alpha = 0$. Let $\alpha_p^- < \alpha_p^+$ be two α values in $\{\alpha_p^i\}_i$. We will specify how to choose these values later in the paper. We now rescale α_p^i using these local values:

$$\hat{\alpha}_p^i = \frac{\alpha_p^i - \alpha_p^-}{\alpha_p^+ - \alpha_p^-}.$$

We call $\hat{\alpha}_p^i$ the *internal alpha scale*. This scale is invariant to Euclidean transformations and scaling, so it is *conformal*.

As in alpha shapes, we consider a restricted Delaunay triangulation for each value $\hat{\alpha} \in (-\infty, \infty)$. But the restriction is not to the set of alpha balls, but a new set of balls whose radii are determined from their internal alpha scales. We put a ball of radius α_p at each point $p \in P$, where

$$\alpha_p(\hat{\alpha}) = \alpha_p^+ \hat{\alpha} + \alpha_p^-,$$

and a ball of negative radius is defined to be empty. Let $C_p^{\hat{\alpha}}$ be the intersection of the Voronoï cell V_p and the ball at p and let $\hat{C}^{\hat{\alpha}}$ be the interior of $\cup_{p \in P} C_p^{\hat{\alpha}}$. The *conformal alpha shape (complex)* is the Delaunay triangulation of P restricted to $\hat{C}^{\hat{\alpha}}$.

As in the definition of $\alpha(\sigma)$, let $\hat{\alpha}(\sigma)$ be the $\hat{\alpha}$ value at which σ appears for the first time in the conformal alpha shape. We may compute the $\hat{\alpha}(\sigma)$ from the value of $\alpha(\sigma)$. Let $p_1, \dots, p_k \in P$ be the vertices of σ . Then,

$$\hat{\alpha}(\sigma) = \max_{1 \leq i \leq k} \inf \{ \hat{\alpha} \mid \alpha_{p_i}(\hat{\alpha}) \geq \alpha(\sigma) \}. \quad (1)$$

Lemma 1 The sequence of conformal alpha shapes obtained by growing $\hat{\alpha}$ from zero to infinity is a filtration of the Delaunay triangulation $D(P)$ of P .

Proof We need to show the following: (1) If $\hat{\alpha} < \hat{\alpha}'$, the simplices in the conformal $\hat{\alpha}$ -shape are also in the conformal $\hat{\alpha}'$ -shape. (2) For sufficiently large $\hat{\alpha}$, the conformal $\hat{\alpha}$ -shape is $D(P)$. (3) A simplex $\sigma \in D(P)$ is earlier than all its co-faces τ in the filtration, that is, $\hat{\alpha}(\sigma) \leq \hat{\alpha}(\tau)$.

Property (1) holds as $C^{\hat{\alpha}} \subset C^{\hat{\alpha}'}$ for $\hat{\alpha} < \hat{\alpha}'$. Property (2) holds as $C^{\hat{\alpha}}$ covers \mathbb{R}^d in the limit as $\hat{\alpha}$ approaches infinity. For property (3), let $S = \{p_i\}_i$ be the vertices of σ . The co-face τ also has S as vertices, along with some additional vertices. There exists a point $p_i \in S$ such that

$$\alpha_{p_i}(\hat{\alpha}(\sigma)) = \alpha(\sigma) \leq \alpha(\tau) \leq \alpha_{p_i}(\hat{\alpha}(\tau)),$$

which implies $\hat{\alpha}(\sigma) \leq \hat{\alpha}(\tau)$ as α_{p_i} is a monotonically increasing function. \square

3. Geometry

We wish to use conformal alpha shapes to reconstruct a smooth surface S in \mathbb{R}^3 from a finite sampling P . In this section, we describe a geometrical approach very much in line with the philosophy behind the Crust and Cocone algorithms. We begin with the common geometric definitions and then examine the geometry of the reconstruction.

3.1. Preliminaries

Suppose we are given a smooth surface S embedded in \mathbb{R}^3 . An open ball is *empty* if it does not contain any point from S . An empty ball is *maximal* if it is not contained in a larger empty ball. The *medial axis* $M(S)$ of S is the union of the centers of all maximal open balls. The distance of a point

$x \in S$ to the medial axis is $M(S)$ its *local feature size*. We define $f: S \rightarrow \mathbb{R}$,

$$f(x) = \inf_{y \in M(S)} \|x - y\|,$$

to be the function that assigns the local feature size to a point.

An ε -*sample* of S is a subset $P \subseteq S$ such that every point $x \in S$ has a point $p \in P$ at distance at most $\varepsilon f(x)$. An ε -sampling is *uniform* if every point has a point in P at distance at most $\inf_{x \in S} f(x)$. Although the sampling density may vary non-uniformly across S , the density is bounded below by the smallest feature size. For sufficiently small ε , every ε -sample is uniform but it depends on S what sufficiently small means.

Let V_p be the Voronoï cell of a sample point $p \in P$. If V_p is bounded, we let \vec{u} be the vector from p to the Voronoï vertex in V_p that has the largest distance to p . Otherwise, V_p is unbounded and we let \vec{u} be a vector in the average direction of all unbounded Voronoï edges incident to V_p . The *pole* of V_p is the Voronoï vertex p^* in V_p with the largest distance to p such that the vector \vec{u} and the vector from p to p^* make an angle larger than $\pi/2$ [AB99].

3.2. Reconstruction

We begin by specifying the internal alpha scale parameters α_p^- and α_p^+ for a sample point $p \in P$. Let $\alpha_p^- = \alpha_p^1 = 0$. Let α_p^+ be the α value at which the simplex dual to the pole p^* appears in the ordinary alpha shape, that is, $\alpha_p^+ = \|p - p^*\|$. Note that with these values for the parameters, the points in P all appear at $\hat{\alpha} = 0$. This implies that all the simplices appear at non-negative $\hat{\alpha}$ values.

The *restricted Voronoï diagram* $V_S(P)$ is the Voronoï diagram $V(P)$ intersected with the surface S . The *restricted Delaunay triangulation* $D_S(P)$ is its dual and is necessarily a subset of the Delaunay triangulation. In the rest of the section, we use $\eta = \varepsilon/(1 - \varepsilon)$ for notational brevity. We begin with the following result.

Lemma 2 ([AB99]) Let P be an ε -sample of a smooth surface S and let $p \in P$ be a sample point. Then,

- For any point x in the cell V_p in $V_S(P)$, $\|p - x\| \leq \eta f(p)$.
- For any point x in the intersection of V_p with the hyperplane containing p and orthogonal to $p^* - p$,

$$\|x - p\| \leq \frac{\eta f(p)}{\sin(\frac{\pi}{2} - 3 \arcsin \eta)}.$$

Lemma 3 Let P be an ε -sample of a smooth surface S . Then, all conformal alpha shapes for $\hat{\alpha} \geq \eta$ contain $D_S(P)$.

Proof For $p \in P$, let α_p^i be the largest α value at which a simplex from $D_S(P)$ incident to p appears in the ordinary alpha shape. By Lemma 2 we have that

$$\alpha_p^i \leq \eta f(p).$$

We also have $\alpha_p^+ \geq f(p)$ by our choice of α_p^+ . Therefore,

$$\hat{\alpha}_p^i = \frac{\alpha_p^i}{\alpha_p^+} \leq \frac{\eta f(p)}{\alpha_p^+} \leq \eta.$$

This implies the statement of the lemma. \square

Essentially, Lemma 3 asserts that the alpha shape for a large enough $\hat{\alpha}$ contains certain simplices of the Delaunay triangulation of a surface sampling. The following lemma states that the conformal alpha shape does not contain simplices that are too large. The idea behind this lemma is that the Voronoi cells of the sample points are long and thin and directed almost along the normals at the sample points. Therefore, edges that are almost tangential to the surface will appear early in the conformal alpha shape.

Lemma 4 Let P be an ε -sample of a smooth surface S . The neighbors of $p \in P$ in a conformal alpha shape for small values of $\hat{\alpha}$ are at distance at most

$$\left(\frac{1 + \hat{\alpha}}{1 - \hat{\alpha}} \right) \left(\frac{2\eta}{\sin(\frac{\pi}{2} - 3 \arcsin \eta)} \right) f(p).$$

Proof Let l be the vector $p^* - p$ as in Figure 2 to the left. We first want to bound the width of smallest cylinder with axis l that contains the intersection of the Voronoi cell V_p of p with the ball of radius α_p centered at p . Let x be any point in the intersection of the boundary of V_p and the hyperplane containing p and orthogonal to l . Any hyperplane H supporting V_p at x must have p and p^* on the same side. In the limiting case, p^* is contained in H and so we consider this case. Then H contains a line l' through p^* and x . Let β be the acute angle made by l and l' at p^* , shown in Figure 2

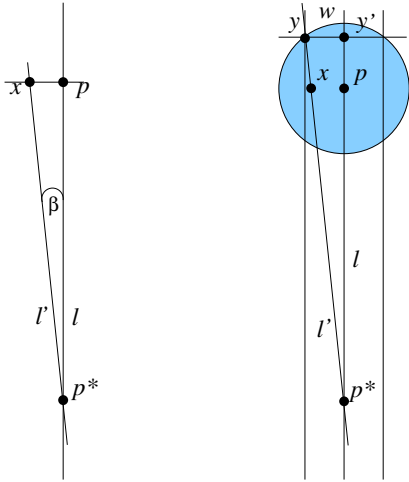


Figure 2: Bounding $\tan \beta$ and the width w of the cylinder.

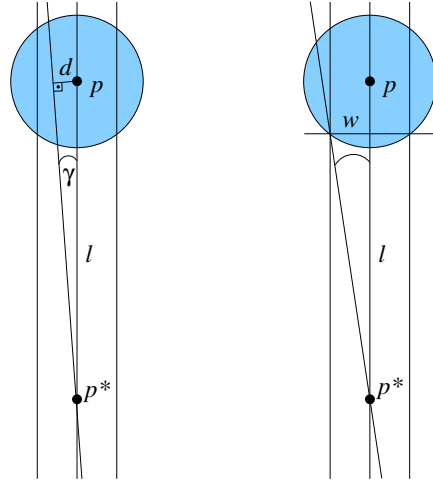


Figure 3: Bounding $\tan \gamma$ and the distance d to a neighbor in the conformal alpha shape.

to the left. By Lemma 2,

$$\tan \beta = \frac{\|x - p\|}{\|p - p^*\|} \leq \frac{\eta f(p)}{\alpha_p^+ \sin(\frac{\pi}{2} - 3 \arcsin \eta)}.$$

The line l' intersects the boundary of the ball of radius $\alpha_p(\hat{\alpha})$ centered at p in at most two points, as shown in Figure 2 to the right. Let y be the intersection point furthest from p^* . Since we have chosen p^* and H to be the limiting case, the distance of y to l is an upper bound for the width w of the cylinder we are looking for. Let y' be the projection of y onto l . Then,

$$\begin{aligned} w &\leq \|y' - p^*\| \tan \beta \\ &= (\|p - p^*\| + \|y' - p\|) \tan \beta \\ &\leq (\alpha_p^+ + \alpha_p(\hat{\alpha})) \tan \beta. \end{aligned}$$

Now let F be the affine hull of a Voronoi facet in V_p that is intersected by $C_p^{\hat{\alpha}}$. Again, p^* must be on the same side of F as p . The line l intersects F in a unique point. Let γ be the minimum angle between l and F at this intersection point, as shown in Figure 3 to the right. Then, we have

$$\tan \gamma \leq \frac{w}{\|p - p^*\| - \alpha_p(\hat{\alpha})} = \frac{w}{\alpha_p^+ - \alpha_p(\hat{\alpha})}.$$

The length d of the Delaunay edge dual to the Voronoi facet corresponding to F may be bounded by:

$$\begin{aligned} d &\leq 2\|p - p^*\| \sin \gamma \\ &= 2\alpha_p^+ \sin \gamma \\ &\leq 2\alpha_p^+ \tan \gamma \end{aligned}$$

$$\begin{aligned}
&\leq \frac{2w\alpha_p^+}{\alpha_p^+ - \alpha_p(\hat{\alpha})} \\
&= \left(\frac{\alpha_p^+ + \alpha_p(\hat{\alpha})}{\alpha_p^+ - \alpha_p(\hat{\alpha})} \right) 2\|p - p^*\| \tan \beta \\
&\leq \left(\frac{\alpha_p^+ + \alpha_p(\hat{\alpha})}{\alpha_p^+ - \alpha_p(\hat{\alpha})} \right) \left(\frac{2\eta}{\sin(\frac{\pi}{2} - 3\arcsin \eta)} \right) f(p).
\end{aligned}$$

This implies that all neighbors of p in a conformal alpha shape are at distance at most

$$\begin{aligned}
&\left(\frac{\alpha_p^+ + \alpha_p^+ \hat{\alpha}}{\alpha_p^+ - \alpha_p^+ \hat{\alpha}} \right) \left(\frac{2\eta}{\sin(\frac{\pi}{2} - 3\arcsin \eta)} \right) f(p) \\
&= \left(\frac{1 + \hat{\alpha}}{1 - \hat{\alpha}} \right) \left(\frac{2\eta}{\sin(\frac{\pi}{2} - 3\arcsin \eta)} \right) f(p).
\end{aligned}$$

This completes the proof. \square

Basically, Lemma 4 states that the conformal alpha shape is contained in a thickening of the surface S where the thickening factor with respect to the feature size depends on $\hat{\alpha}$ and η via

$$\left(\frac{1 + \hat{\alpha}}{1 - \hat{\alpha}} \right) \left(\frac{2\eta}{\sin(\frac{\pi}{2} - 3\arcsin \eta)} \right).$$

Note that the thickening factor has two terms: a first part that only depends on the scale parameter $\hat{\alpha}$, and a second part that only depends on the sampling density ε . If $\hat{\alpha} = \eta$ and $\varepsilon < 0.1$, then $\eta < 0.112$ and this factor is less than 1. That is, the conformal alpha shape of an ε -sample with $\varepsilon < 0.1$ does not contain any point from the medial axis of the surface. This is true regardless of what the surface is provided it is smooth. This contrasts with ordinary alpha shapes where for any $\varepsilon > 0$, we can give a surface such that the alpha shape contains a point of the medial axis.

The Crust and Cocone algorithms begin by filtering a set of *candidate triangles* from the Delaunay triangulation. An edge is *sharp* if it has either a single incident triangle, or if any two consecutive triangles incident to it form an angle more than $3\pi/2$. In the second step, the algorithms remove all triangles incident on sharp edges. Finally, the algorithms compute a reconstruction by “walking” on either the inside or outside of the remaining set of candidate triangles. The resulting surface is homeomorphic to the original surface S if P is a sufficiently dense ε -sample. The homeomorphism proof needs two properties of the set of candidate triangles. First, it has to contain all triangles of the restricted Delaunay triangulation $D_S(P)$. Second, all triangles need to have a small circumradius compared to the feature size at their vertices.

We now show that a conformal alpha shape for a suitable value of $\hat{\alpha}$ may be used as the source of the candidate triangles, still giving us the topological guarantees after pruned

ing and walking. Suppose we are given an ε -sample P of a smooth closed surface S with $\varepsilon < 0.1$. To show the homeomorphism property, we need to satisfy the two requirements discussed above. By Lemma 3, we know that the conformal alpha shape for $\hat{\alpha} = \eta = \varepsilon/(1 - \varepsilon)$ contains the restricted Delaunay triangulation $D_S(P)$. It remains to show that all triangles in this conformal alpha shape have a small circumradius.

Lemma 5 Let P be an ε -sample of a smooth surface S . All triangles incident to $p \in P$ in a conformal alpha shape for $\hat{\alpha} < 1$ have circumradius of at most

$$\left(\frac{1 + \hat{\alpha}}{1 - \hat{\alpha}} \right) \left(\frac{\eta}{\sin(\frac{\pi}{2} - 3\arcsin \eta)} \right) f(p).$$

The proof is basically the same as for Lemma 4. Therefore, we may compute a homeomorphic reconstruction of S from the conformal alpha shape of P with $\hat{\alpha} = \eta$.

4. Topology

In this section, we study both the ordinary and the conformal alpha shape filtrations. A filtration allows us to track of topological changes at different scales. Here, the scale parameter is either α or $\hat{\alpha}$. The topology of the respective alpha shapes changes only at a finite number of critical α values as both have a finite number of simplices. We characterize these values and uncover the relationship between the critical values of conformal alpha shapes and those of the ordinary alpha shapes.

A simplex σ is α -late if $\alpha(\rho) < \alpha(\sigma)$ for all faces ρ , and α -early if $\alpha(\sigma) < \alpha(\tau)$ for all co-faces τ . If σ is both α -late and α -early, it is α -critical. We similarly have $\hat{\alpha}$ -late, $\hat{\alpha}$ -early, and $\hat{\alpha}$ -critical. We define every vertex to be α - and $\hat{\alpha}$ -late and every d -dimensional simplex to be α - and $\hat{\alpha}$ -early. Note that by the filtration property we always have $\alpha(\rho) \leq \alpha(\sigma) \leq \alpha(\tau)$ and $\hat{\alpha}(\rho) \leq \hat{\alpha}(\sigma) \leq \hat{\alpha}(\tau)$ for faces ρ and co-faces τ of simplex σ .

Lemma 6 The homotopy type of the alpha shape (ordinary or conformal) of a finite point set in general position changes only when a critical simplex enters the shape.

Proof Clearly, the homotopy type of an alpha shape (ordinary or conformal) changes when a critical simplex appears. If a k -dimensional critical simplex appears either the $(k - 1)$ -th Betti number of the alpha shape decreases by 1 or the k th Betti number increases by 1 in simplicial homology. At the appearance of 0-dimensional simplices (vertices), the 0th Betti number always increases, and at the appearance of critical d -dimensional simplices, the $(d - 1)$ -th Betti number always decreases.

In the following, we restrict our exposition to $\hat{\alpha}(\cdot)$, but all arguments also hold for $\alpha(\cdot)$. We need to show that the homotopy type of the alpha shape does not change for non-critical simplices. If a k -dimensional simplex σ is non-critical, then either σ has a $(k - 1)$ -dimensional face ρ with $\hat{\alpha}(\rho) = \hat{\alpha}(\sigma)$

or σ is the face of a $(k+1)$ -dimensional simplex with $\hat{\alpha}(\sigma) = \hat{\alpha}(\tau)$. Note that if $\hat{\alpha}(\rho) = \hat{\alpha}(\sigma)$, then ρ is non-critical and if $\hat{\alpha}(\sigma) = \hat{\alpha}(\tau)$, then τ is non-critical.

Let σ be the highest dimensional simplex involved in a non-critical alpha event, that is, the highest-dimensional simplex among those that appear at the same $\hat{\alpha}$ value. The dimension k of σ is at least two as a non-critical event may not involve just vertices and edges: if an edge is early, it has to be critical as by definition it is always late. By our assumption, σ cannot be early, so it must have at least one $(k-1)$ -dimensional face ρ with $\hat{\alpha}(\rho) = \hat{\alpha}(\sigma)$. If we can show that there is exactly one such face ρ then we are done as there is a straightforward deformation retraction of σ to $\partial\sigma \setminus \rho$ and the homotopy type of the alpha shape does not change.

We need to show that there is only one $(k-1)$ -dimensional face ρ of σ with $\hat{\alpha}(\rho) = \hat{\alpha}(\sigma)$. Let $p_1, \dots, p_{k+1} \in P$ be the vertices of σ . The $(k-1)$ -dimensional faces ρ_i of σ are the convex hull of the vertex sets $\{p_1, \dots, p_{k+1}\} \setminus \{p_i\}$ for $1 \leq i \leq k$. Let V be the Voronoï facet dual to σ and V_i be the Voronoï facet dual to ρ_i . As σ is not $\hat{\alpha}$ -late, there is a V_i with

$$\min\{\hat{\alpha} \mid C^{\hat{\alpha}} \cap V_i \neq \emptyset\} = \min\{\hat{\alpha} \mid C^{\hat{\alpha}} \cap V \neq \emptyset\},$$

as $\hat{\alpha}(\rho_i) = \hat{\alpha}(\sigma)$. Now assume that there is another face $\rho_j \neq \rho_i$ with the same property

$$\min\{\hat{\alpha} \mid C^{\hat{\alpha}} \cap V_j \neq \emptyset\} = \min\{\hat{\alpha} \mid C^{\hat{\alpha}} \cap V \neq \emptyset\}.$$

Then, we have

$$C^{\hat{\alpha}(\sigma)} \cap V_i = C^{\hat{\alpha}(\sigma)} \cap V_j = C^{\hat{\alpha}(\sigma)} \cap V.$$

The intersection $C^{\hat{\alpha}(\sigma)} \cap V$ must be a single point since $\hat{\alpha}(\sigma)$ is the smallest $\hat{\alpha}$ such that $C^{\hat{\alpha}} \cap V \neq \emptyset$. Let x be the intersection point. Since $\hat{\alpha}(\rho_i) = \hat{\alpha}(\sigma)$, there must exist a vertex $q \in \rho_i$ with $\operatorname{argmin}_{y \in V_i} \|q - y\| = x$. But any point $y \in V_i$ has the same distance to all vertices of ρ_i . So, for all vertices $q \in \rho_i$,

$$\operatorname{argmin}_{y \in V_i} \|q - y\| = x.$$

Similarly, for all vertices $r \in \rho_j$,

$$\operatorname{argmin}_{y \in V_j} \|r - y\| = x.$$

Since σ is at least two-dimensional, i.e., $k \geq 2$, ρ_i and ρ_j must have at least one vertex $p \in P$ in common. For this vertex p ,

$$\operatorname{argmin}_{y \in V_i} \|p - y\| = \operatorname{argmin}_{y \in V_j} \|p - y\| = x,$$

and x is the center of the circumcircle of the triangle $p_i p_j p$:

$$\|p_i - x\| = \|p_j - x\| = \|p - x\|.$$

By construction, the line through p and p_j is orthogonal to the affine hull of V_i as the line segment pp_j is an edge of ρ_i . Similarly, the line through p and p_i is orthogonal to the affine hull of V_j . But this is impossible since the Voronoï cell V_p is convex and we assumed the point set P is in general

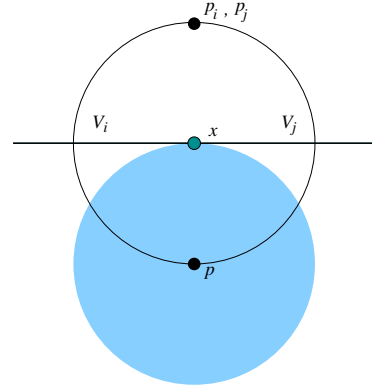


Figure 4: The only position of p_i and p_j is degenerate, taking the convexity of V_p into account.

position, as shown in Figure 4. Therefore $p_i = p_j$, arriving at a contradiction. This completes the proof. \square

Lemma 7 Every α -critical Delaunay simplex σ is also $\hat{\alpha}$ -critical.

Proof Let $p_1, \dots, p_k \in P$ be the vertices of σ . We begin by showing that if σ is α -late, then it is also $\hat{\alpha}$ -late. If σ is α -late, $\alpha(\rho_i) < \alpha(\sigma)$ for all its $(k-2)$ -dimensional faces ρ_i , $1 \leq i \leq k$. So,

$$\begin{aligned} \hat{\alpha}(\rho_i) &= \max_{\substack{1 \leq j \leq k \\ j \neq i}} \inf\{\hat{\alpha} \mid \alpha_{p_j}(\hat{\alpha}) \geq \alpha(\rho_j)\} \\ &< \max_{\substack{1 \leq j \leq k \\ j \neq i}} \inf\{\hat{\alpha} \mid \alpha_{p_j}(\hat{\alpha}) \geq \alpha(\sigma)\} \\ &\leq \max_{1 \leq j \leq k} \inf\{\hat{\alpha} \mid \alpha_{p_j}(\hat{\alpha}) \geq \alpha(\sigma)\} \\ &= \hat{\alpha}(\sigma), \end{aligned}$$

for $1 \leq i \leq k$. That is, σ is also $\hat{\alpha}$ -late. We now show the reverse statement: if σ is α -early, then it is also $\hat{\alpha}$ -early. Let τ be any k -dimensional co-face of σ and let p_{k+1} be the additional vertex of τ . Since σ is α -early, $\alpha(\sigma) < \alpha(\tau)$. We have

$$\begin{aligned} \hat{\alpha}(\sigma) &= \max_{1 \leq j \leq k} \inf\{\hat{\alpha} \mid \alpha_{p_j}(\hat{\alpha}) \geq \alpha(\sigma)\} \\ &< \max_{1 \leq j \leq k} \inf\{\hat{\alpha} \mid \alpha_{p_j}(\hat{\alpha}) \geq \alpha(\tau)\} \\ &\leq \max_{1 \leq j \leq k+1} \inf\{\hat{\alpha} \mid \alpha_{p_j}(\hat{\alpha}) \geq \alpha(\tau)\} \\ &= \hat{\alpha}(\tau). \end{aligned}$$

Therefore, σ is also $\hat{\alpha}$ -early. Since it was $\hat{\alpha}$ -late from before, σ is $\hat{\alpha}$ -critical. \square

Note that the reverse of Lemma 7 is not true in general. There can be more $\hat{\alpha}$ -critical simplices than there are α -critical ones, as demonstrated in Figure 5.

We get two permutations of the α -critical simplices according to the α and $\hat{\alpha}$ values, respectively. The distance

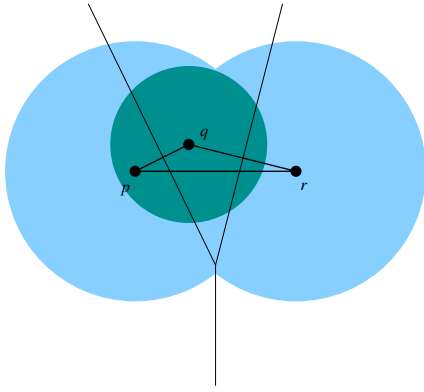


Figure 5: The reverse of Lemma 7 is not always true. Triangle pqr is $\hat{\alpha}$ -critical but not α -critical if we assume that the poles p^* and r^* are somewhere below (not shown in the figure) and the pole q^* is the circumcenter of the triangle pqr .

of these permutations is a measure of the non-uniformity in data set P . Suitable measures of the distance of two permutations π_1 and π_2 include *Spearman rules*

$$F(\pi_1, \pi_2) = \sum_i |\pi_1(i) - \pi_2(i)|$$

$$R^2(\pi_1, \pi_2) = \sum_i |\pi_1(i) - \pi_2(i)|^2,$$

as well as *Kendall's tau*

$$K(\pi_1, \pi_2) = \text{minimum number of bubble sort steps taking } \pi_1^{-1} \text{ to } \pi_2^{-1}.$$

The α -critical simplices have a simple characterization.

Lemma 8 ([Ede04]) The α -critical Delaunay simplices are exactly those that have a non-empty intersection with their dual Voronoi cells. This intersection is a unique point, namely the center of the smallest enclosing ball of the simplex.

Suppose P is an ε -sample of a smooth surface S with $\varepsilon < 0.1$. Recently, it was shown that the intersection points of an α -critical simplex with its dual Voronoi cell is either very close to the surface S or very close to the medial axis $M(S)$ [DGRS05]. Therefore, we can classify an α -critical simplex as either *surface-* or *medial-axis-critical*. The second line of surface reconstruction algorithms that we discussed in the introduction used the α -critical simplices for reconstruction. The separation property above is the key reason why these algorithms have been successful. By Lemma 4, we know that in the $\hat{\alpha}$ -permutation of α -critical simplices, the surface-critical ones all appear before the medial-axis-critical. Therefore, conformal alpha shapes incorporate a local filtering that will allow surface reconstruction based on critical simplices.

5. Conclusion

In this paper, we introduce conformal alpha shapes, a variation of the method of alpha shapes, that utilizes a local scale parameter $\hat{\alpha}$ that is invariant to scaling and Euclidean transformations. The local parameter reorders the simplices of the alpha shapes filtration into a new filtration. We show that this filtration has complexes that contain the restricted Delaunay simplices. As such, conformal alpha shapes may be utilized for provable surface reconstruction algorithms that compute candidate sets by filtering. Within the $\hat{\alpha}$ -filtration, the critical simplices of the alpha shapes filtration remain critical. Moreover, the new ordering separates the critical simplices that are near the surface from those near the medial axis. Therefore, conformal alpha shapes may also be used by the second type of surface reconstruction algorithms that examine critical simplices. Conformal alpha shapes shed new light on the relationship between the two main approaches in Delaunay-based surface reconstruction algorithms. We hope that this new understanding will allow for a new “universal” theory that unifies the two approaches in the near future.

References

- [AB99] AMENTA N., BERN M.: Surface reconstruction by voronoi filtering. *Discrete and Computational Geometry* 22 (1999), 481–504.
- [ACDL00] AMENTA N., CHOI S., DEY T. K., LEEKHA N.: A simple algorithm for homeomorphic surface reconstruction. In *16th Annual ACM Symposium on Computational Geometry* (2000), pp. 213–222.
- [DGRS05] DEY T. K., GIESEN J., RAMOS E. A., SADRI B.: Critical points of the distance to an epsilon-sampling on a surface and flow based surface reconstruction. In *21st Annual ACM Symposium on Computational Geometry* (2005). (to appear).
- [Ede01] EDELSBRUNNER H.: *Geometry and Topology for Mesh Generation*. Cambridge University Press, New York, NY, 2001.
- [Ede04] EDELSBRUNNER H.: Surface reconstruction by wrapping finite point sets in space. *Discrete and Computational Geometry* 32 (2004), 231–244.
- [EFL98] EDELSBRUNNER H., FACELLO M. A., LIANG J.: On the definition and the construction of pockets in macromolecules. *Discrete Appl. Math.* 88 (1998), 83–102.
- [EKS83] EDELSBRUNNER H., KIRKPATRICK D. G., SEIDEL R.: On the shape of a set of points in the plane. *IEEE Trans. Inform. Theory* IT-29 (1983), 551–559.
- [EM94] EDELSBRUNNER H., MÜCKE E. P.: Three-dimensional alpha shapes. *ACM Trans. Graphics* 13 (1994), 43–72.
- [GJ03] GIESEN J., JOHN M.: The flow complex: A data structure for geometric modeling. In *14th Annual ACM-SIAM Symposium on Discrete Algorithms* (2003), pp. 285–294.