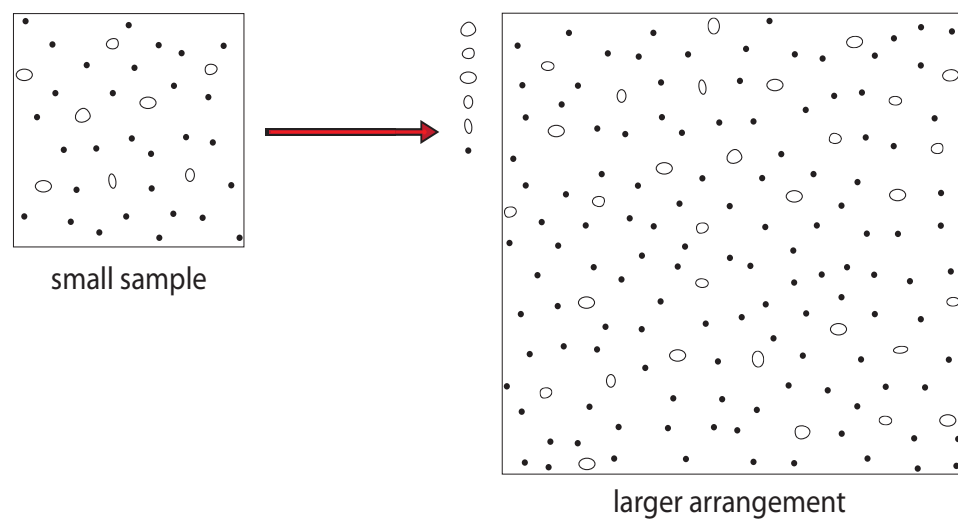


## Symbol arrangement research user study

You have accepted to offer your help in our symbol arrangement user study, thank you.

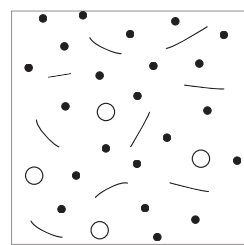
The task: Given a small sample of some arranged symbols, place copies of those symbols into a larger area so that the overall impression of the larger arrangements is like the smaller one.

This is an example of what you are required to do:

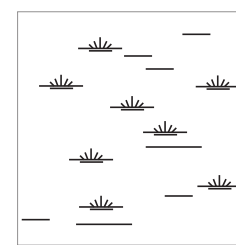



The restrictions:



- (1) Do not create an arrangement that repeats the small sample, and do not worry about whether your arrangement would make a good repeated pattern.
- (2) Please use only the symbols from the corresponding small arrangement; do not use symbols from other arrangements or anything else.
- (3) You may rotate the placed symbols, but do not reflect, scale, shear, stylize, or otherwise modify them.



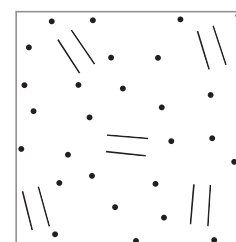

(1)



(2)



(3)



(4)

